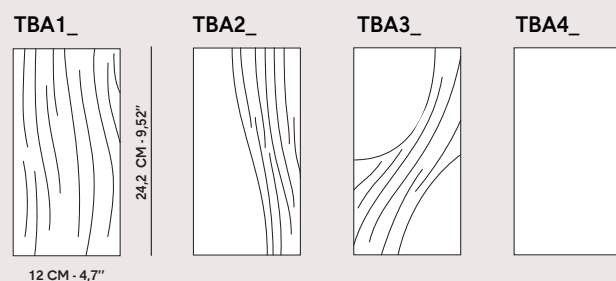


PRODUCT CODE:	TBA_
BODY CLAY AVAILABLE:	STONEWARE S
CLICK HERE FOR CLAY BODY OVERVIEW	
SIZES:	12 x 24,2 cm - 4,7" x 9,52"
THICKNESS:	1 cm / 0,4"
GLAZE:	GLOSS / SATIN / METALLIC
USE:	INDOOR ON REQUEST AVAILABLE FOR OUTDOOR

SUPPLY	SINGLE TILES
0,95 SQM	EQUAL TO 32 PCS
10,22 SQFT	EQUAL TO 32 PCS
SPARE	10% RECCOMENDED
NET WEIGHT	18 KG/SQM


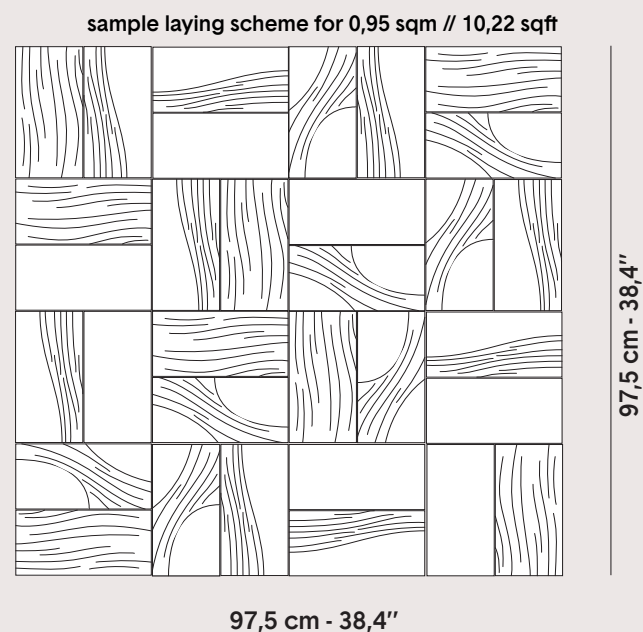


codes, sizes and standard number of pcs/0,95 sqm

TBA1_		
TBA2_	12x24,2 cm - 4,7"x9,52"	8 pieces of each of the 4 different tiles for the composition of 0,95 sqm
TBA3_		
TBA4_		

If not differently requested an order of Barene collection will reflect the above quantities of tiles per 0,95 square meter.

Different layouts from the above is possible, contact Botteganove tech office for more info




NOTES:

BARENE COLLECTION is handcrafted made from natural raw materials wet pressed. It may therefore present differences in sizing, flatness, surface irregularities and variations in shades that should be considered as features of the material, and cannot be considered defects. During installation, those features should be used to enhance the aesthetic effects. Botteganove srl reserves the right to change this data sheet without notice.

STANDARD PACKING | STONEWARE

PCS/BOX	21 PCS/BOX
KG/BOX	11 KG
BOX/PAL (MAX)	42
SQM/PAL (MAX)	26,1 SQM
SQFT/PAL (MAX)	281
KG/PAL (MAX)	482 KG
PAL OVERALL DIMENSIONS (MAX)	82 x 122 x h 97 cm



SHIPPING

For large, medium and small shipments we use wooden crates, in order to offer extra protection from vibration, shock, and shifting during transport.

For large and medium shipment we provide stackable crates for optimized shipping and storage space in order to save transportation cost.

Wooden crate also ensure an extra level of security, because they're usually harder to open than palletized loads.

INSTALLATION AND MAINTENANCE

Installation and maintenance guide is always provided. It works as a general precautions and tips on how to install and care for our tiles and mosaics. Contact our tech dep for more info.

CLAY BODY | OVERVIEW OF THE CLAY WE USE

White clay (earthenware)

A low firing fine-grained clay body that is typically white both in the raw state and after firing.

It has a great workability combined with the white color that enabled it to play with colored glazed. This highly porous clay will remain highly absorbent. Locally we have different suppliers of this body clay available. It's been used for centuries in our town, Nove, and it is still used nowadays.

Destination of use: vertical indoors surfaces and shower. It's the best choice in terms of quality/cost.

Which collections used it?

Plumage, Petali, Diamantino, Haiku, New Town used this body clay in our standard proposal.

Stoneware

A mid fired fine-grained clay body that has a buff color which affects the color of the glaze.(i.e. For the Flora collection tiles we used this clay for the white satin finish because it obtains a more natural and warm color).

It has more mechanical strength than white clay, with less water absorption. It is sourced from local suppliers close to our factory

Destination of use:

vertical indoors surfaces and shower.

Which collections used it?

Flora used this clay body in our standard proposal.

White Stoneware

A mid fired fine-grained clay body that has a white color. It has more mechanical strength than Stoneware with buff color and the same water absorption. Sourced as well from local suppliers.

Destination of use:

vertical indoors surfaces and shower.

Which collections used it?

Barene used this clay body in our standard proposal.

Dark Brown Stoneware

A mid fired fine-grained clay body that has a chocolate dark color. Great mechanical strength with little water absorption. Sourced from Germans quarries. It is rich in Manganese oxide that reacts with specific glazes and creates particular effects.

Destination of use:

vertical indoors surfaces and shower.

Which collection used it? Clinker, Diamantino, Petali used this clay body our standard proposal.

CLAY BODY | OVERVIEW OF THE CLAY WE USE

Porcelain

A high-firing fine-grained white clay body that mature to a durable, strong, vitreous ceramic. It is usually pure white because of its high kaolin content and lack of other ingredients like iron that can change the color and properties. Sourced from French quarries.

P

Destination of use:

vertical indoors/outdoors surfaces, swimming pool, steam rooms shower and all kind of severe conditions.

Which collection used it?

Plumage and Flora use this clay body in our standard proposal.

Stoneware "M"

A mid fired fine-grained clay body that has a grey/buff color. It's been formulated specifically for us from a local clay supplier. It mature in a strong, durable and vitreous ceramic in a mid fired range, enable to save energetic cost. It doesn't have a great workability so not all shape can be made with this body clay and not all the glazes can be used, but still represent a great less expensive option to the classic porcelain or stoneware porcelain body clay.

M

Destination of use:

vertical indoors/outdoors surfaces, swimming pool, steam rooms shower and all kinds of severe conditions.

Which collection used it?

Plumage, Petali, Clinker, Diamantino, could used this clay body for specific destination of use like outdoor installation or other severe conditions of use.

Refractory

A mid fired semi coarsed-grained clay body that has a grey color after firing.

It has an elevated amount of grog (crushed refractory rock) inside the clay, that reduce the thermal expansion coefficient and enable to obtain nice craquelé glaze effect, with depth and vitreous glaze. At the same time the

R

grog added guarantee a high stability during drying and firing process, particularly needed with bigger piece (i.e. Flora collection).

Destination of use:

vertical indoors surfaces and shower.

Which collection used it?

Flora used this clay body in our standard proposal.

Porcelain Stoneware

A high-firing atomised ceramic mix of raw materials. It is particularly suitable to produce glazed porcelain stoneware with similar features as for the clay body used in the tiles industry.

Destination of use:

PS

Vertical indoors/outdoors surfaces, floor, swimming pool, steam rooms, shower and all kinds of severe conditions.

Which collection used it?

Micromosaico used this clay body in our standard proposal